



SERVING THE FOOD INDUSTRY SINCE 1951

White Display Refrigerators, Glass Doors

ITEM:	50032	52032	50033	50035	50036	50052
MODEL:	RE-CN-0045-HC	RE-CN-0045-HC-SW	RE-CN-0009-HC	RE-CN-0014-H	RE-CN-0023-HC	RE-CN-0052-HC



54" wide
50032



54" wide
52032



22" wide
50033



26" wide
50035



28" wide
50036



78" wide
50052

Attractively display food merchandise and increase impulse sales with Aurora glass door display refrigerators

Glass doors enhance product visibility and draw customer attention. Ideal for supermarkets, cafes, and delis, the Aurora refrigerator combines ample storage with stylish design, enhancing both the aesthetic appeal and functionality of your business.

FEATURES:

- Incredibly Spacious – Adjustable Shelves**
 This unit is extremely spacious with a large cabinet with multiple adjustable shelves, thus maximizing your commercial kitchen space.
- Powerful, environmentally safe refrigeration system**
 Uses R290 refrigerant to keep your ingredients and fully prepared foods at safe frozen temperatures. The compressor is bottom mounted for energy efficiency and also raises the bottom shelf, so all your frozen ingredients are within reach and you don't have to bend as much during loading and unloading.
- Digital Temperature Control**
 Easily adjust the freezer cabinet's temperature with the digital temperature controller. The clear LCD readout also helps keep track of the unit's temperature.
- Autodefrost System**
 This unit has an automatic defrost feature which eliminates the need to spend invaluable time cleaning out the ice.

Telephone: 1-800-465-0234


Fax: (905) 607-0234

Email: sales@omcan.com

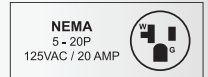
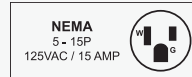
Website: www.omcan.com



Authorized Dealer



WARRANTY
2 YEARS PARTS AND LABOUR
5 YEARS ON COMPRESSOR



For item 50052 Only



TECHNICAL SPECIFICATION

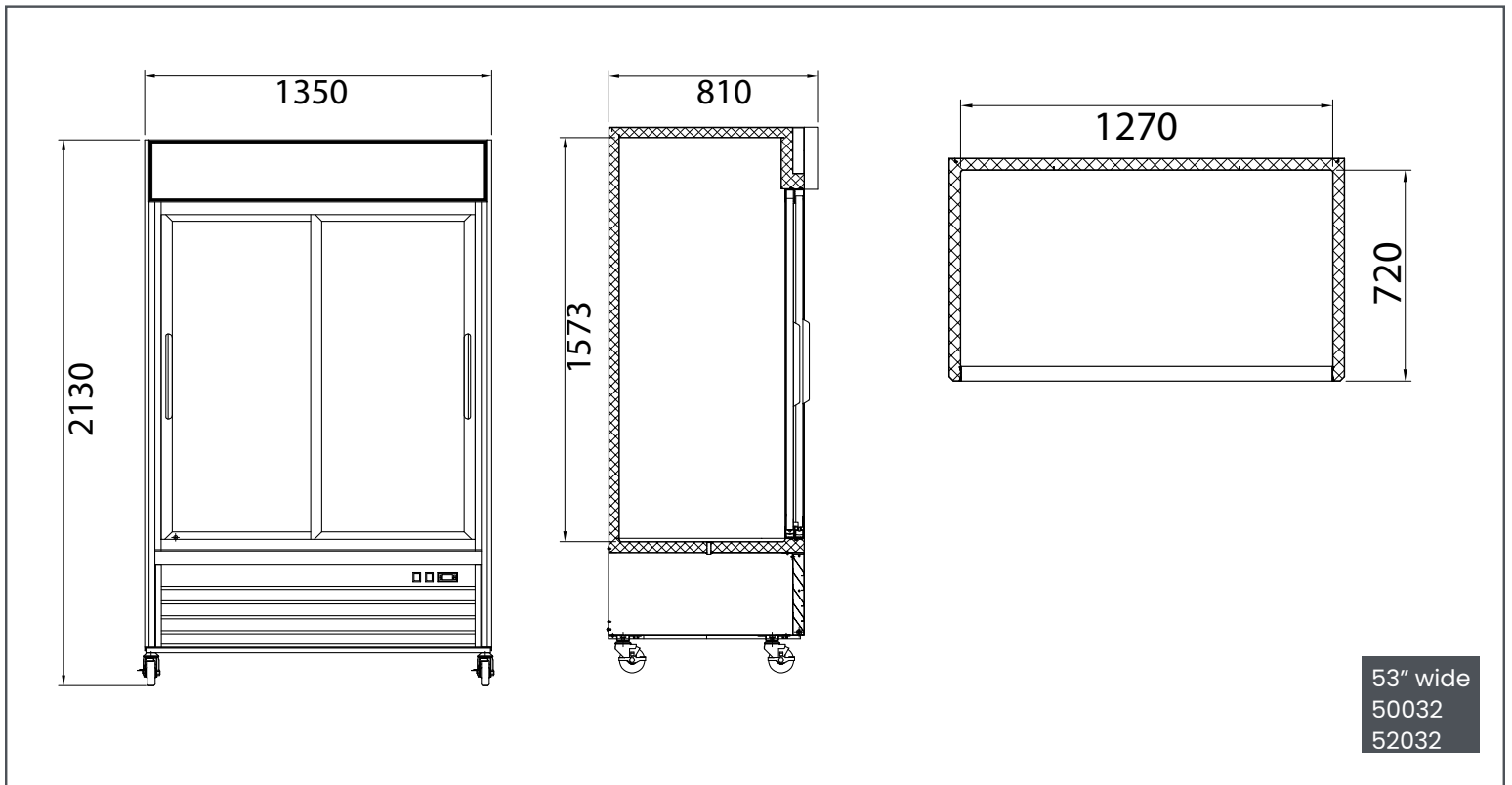
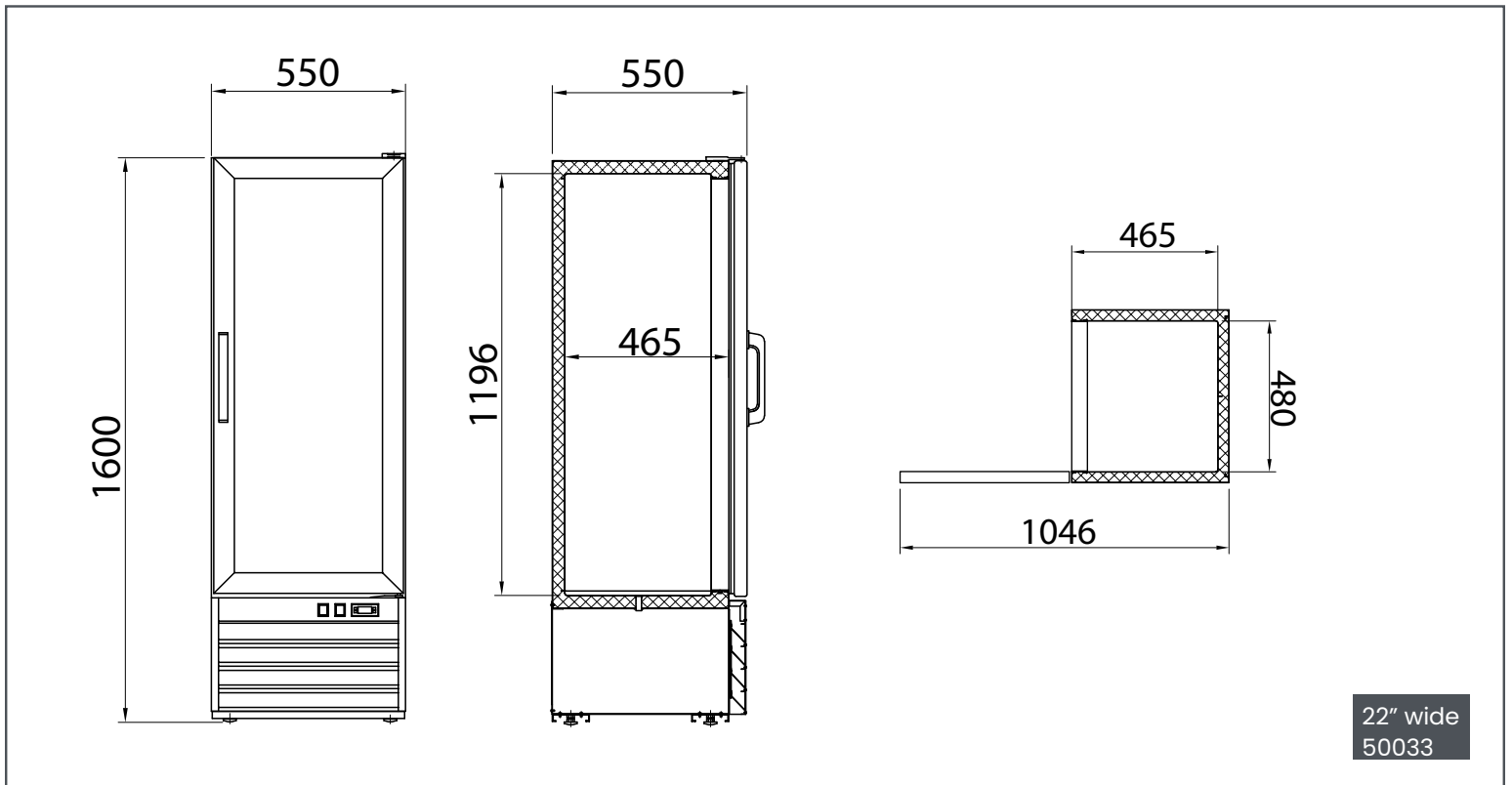
Features	22" wide - 9.1 cu. ft. (257L) Capacity	53" wide - 2 Sliding Doors	53" wide - 2 Swinging Doors
Item	50033	50032	52032
Model	RE-CN-0009-HC	RE-CN-0045-HC	RE-CN-0045-HC-SW
Capacity	9.1 cu. ft. (257L)	45 cu. ft. (1274 L)	
Number of Doors	1 Swing Door - Glass Door	2 Sliding Doors - Glass Door	2 Swing Doors - Glass Door
Self-Closing Door	YES		
Material	Stainless steel interior and exterior, aluminum back		
Number of Shelves	4	8	
Shelf Capacity (kg/pc)	55.1 lb. (25 kg.)	90 lb. (41 kg.)	
Shelf Material	Plastic Coated		
Number of Casters	NO		4
Power	1/5 HP	1/4 HP	
Amps	2.9A	4.3A	
Electrical	110-120V / 60Hz / 1Ph		
Temperature Controller	Digital		
Temperature Range	0.5°C - 5°C (33°F - 41°F)		
Refrigerant	R290		
Insulation Material	Cyclopentane		
Cooling System	Ventilated		
Defrosting	Automatic		
Interior Dimensions (WDH)	18.9" x 18.3" x 46" (480 x 465 x 1168 mm)	50" x 28.3" x 62" (1351 x 807 x 2133 mm)	
Net Weight	161 lb. (73 kg.)	441 lb. (200 kg.)	
Net Dimensions (WDH)	21.7" x 21.7" x 63" (551 x 551 x 1600 mm)	53.2" x 31.8" x 84" (1351 x 807 x 2133 mm)	
Gross Weight	225 lb. (102 kg.)	481 lb. (218 kg.)	
Gross Dimensions (WDH)	24" x 25" x 69" (599 x 630 x 1755 mm)	56" x 34" x 85" (1422 x 850 x 2148 mm)	
Plug Type	NEMA 5-15P		

* This equipment is intended for indoor environment using where ambient temperature do not exceed 26°C(80°F) & 55% relative humidity

TECHNICAL SPECIFICATION			
Features	26" wide - 14 cu. ft. (396 L) Capacity	28" wide - 23 cu. ft. (651 L) Capacity	78" wide - 53 cu. ft. (1500 L) Capacity
Item	50035	50036	50052
Model	RE-CN-0014-H	RE-CN-0023-HC	RE-CN-0052-HC
Capacity	14 cu. ft. (396 L)	23 cu. ft. (651 L)	53 cu. ft. (1500 L)
Number of Doors	1 Swing Door - Glass Door	1 Swing Door - Glass Door	3 Swing Doors - Glass Door
Self-Closing Door	YES		
Material	Stainless steel interior and exterior, aluminum back		
Number of Shelves	4		12
Shelf Capacity (kg/pc)	77 lb. (35 kg.)	90 lb. (41 kg.)	
Shelf Material	Plastic Coated		
Number of Casters	NO	YES	
Power	1/5 HP		3/4 HP
Amps	2.88 A	3 A	10.7 A
Electrical	110-120V / 60Hz / 1Ph		
Temperature Controller	Digital		
Temperature Range	0.5°C - 5°C (33°F - 41°F)		
Refrigerant	R290		
Insulation Material	Cyclopentane		
Cooling System	Ventilated		
Defrosting	Automatic		
Interior Dimensions (WDH)	22.8" x 19.8" x 55" (579 x 503 x 1397 mm)	25.2" x 28.3" x 62.3" (640 x 719 x 1582 mm)	73.7" x 25.6" x 55.7" (1872 x 650 x 1415 mm)
Net Weight	220 lb. (99.8 kg.)	320 lb. (145.2 kg.)	615 lb. (279 kg.)
Net Dimensions (WDH)	25.6" x 22.8" x 79.4" (650 x 579 x 2017 mm)	28.3" x 31.9" x 83.6" (719 x 810 x 2123 mm)	78.3" x 29.9" x 84.6" (1988 x 759 x 2150 mm)
Gross Weight	270 lb. (122 kg.)	355 lb. (161 kg.)	720 lb. (326 kg.)
Gross Dimensions (WDH)	48" x 40" x 90" (1219 x 1016 x 2286 mm)		84" x 36" x 86" (2133 x 914 x 2184 mm)
Plug Type	NEMA 5-15P		NEMA 5-20P

* This equipment is intended for indoor environment using where ambient temperature do not exceed 26°C(80°F) & 55% relative humidity

TECHNICAL DRAWING (measurements are in mm)



TECHNICAL DRAWING (measurements are in inches)

